

Specifications

Plug In modular seating allows for an infinite ganging of lineal sections with both 29" or 41" wall heights and an optional armrest divider that is available with or without power. Table sections can be added between seating units. A flat back design allows sections to be placed back-to-back. Touch Down work surfaces are available in 29" and 41" heights and attach to the back side of Plug In seating and tables and provide a 13 1/2" wide work surface to users on the back side of seating. Touch Down end support panels (Power Towers) are provided with a Power/USB charging unit, with the power supply routed thru the tower bracket to the underside of the seating to access floor monuments. Device power cords drop between the 1 1/2" gap between the work surface and the wall and are plugged into the main power unit. Individual power Nodes can also be located in Touch Down work surfaces and allow easier surface access to power on longer runs. These products have been independently certified to meet or exceed ANSI/BIFMA X7.1/LEED EQ4.5 standards.



Overview and Application

Walls:

- Back and side walls are Maple veneer. Walnut, White Oak, and Option A Exotic veneers and laminates may also be specified. Walnut, White Oak, and Option A Exotic veneers have an upcharge.
- A Formaldehyde free Catalyzed Polyurethane finish is standard in all Cumberland finishes.
- Cerused finishes are not available as we can't guarantee finish alignment between the modular pieces.
- 2 heights: 29" and 41" walls
- Back walls are 1" thick. Side walls are 7" thick.
- Walls without touchdown work surface mounting is standard. Mounting for a 29"h and 41"H work surface is also available

Seats:

- Seat depth is 20.75"
- Seat height is 17". It can be increased to an 18" banquette height by specifying the 6"H Banquette height legs instead of the standard 5"H legs.
- **Fabric Orientation and Direction.** The default direction of a directional patterned or striped fabric on the seat is always front to back on the seat and up and down on the backs. On all three-seat sectionals with any directional patterned or striped fabric, the stripe will run back to front.
- **Multiple fabrics** may be specified on the seat and the back; a \$150 list price upcharge applies. Please provide a sketch or signify clearly on the order, which fabric is the back and which is the seat. When specifying multiple fabrics in different price groups, the higher price material will be used for calculating the price. Note: The vertical seat face cannot be specified in a different material than the seat top.
- **Yardage Calculations** and Yardage amounts are based on fabric that is plain (i.e. non-directional) and a full 54" width. Large repeats may affect the quantity of the fabric that is needed.
- **Fabric and Leather Stretching.** Some fabrics and all leathers naturally stretch with use and seat fabric tautness will vary depending upon the amount of stretch in the fabric/leather. Because of this natural stretch, the seat may appear loose with comfort wrinkles over time. We have engineered the products to minimize this, but in some cases and with some fabrics and leathers this is unavoidable and not the fault of manufacturing.
- **Fire Code Seating.** Our upholstery standard is to meet the requirements set forth in the State of California Bureau of Home Furnishings and Thermal Insulations Technical Bulletin 117. However, for an additional charge we will add the required materials to meet the requirements set forth in the State of California Bureau of Home Furnishings and Thermal Insulations Technical Bulletin 133. Those upcharges are shown below in list price per item. If product testing or testing documentation is required, an additional charge will apply.

Solid Surface Options:

- 1/2" Solid surface material is available as an option on top of all thick end walls and table surfaces. This adds 1/2" to the overall height of the table or end wall. On the seating, this 1/2" sticks up above the upholstery. Solid surface option on the Touch Down work surfaces is 1" thick.
- Glacier White is the standard solid surface color. Other Corian Solid surface colors are available and Grades A-D are in the price list as Special Color upcharges. For other grades and colors please call for pricing.

Plug In

Power/Charging Options for Seating:

- **The Arm Rests** are available with and without power and use the same fabric as specified on the seat. The Power/Charging unit is built into the arm and has a standard Silver Matte Anodized Aluminum finish but is also available in optional Black Matte. 2 grounded, 15-amp simplex power outlets, 2 -1 amp USB outlets, and a 10' cord and is UL approved. Hardwiring is available as an option.
- **Under Seat Mount Power Data** is only available in a black finish and contains (2) grounded, 15-amp simplex outlets and a 6' cord. Not available hardwired. This unit is shipped loose and installed at job site in the desired location.

Power/Charging Options for Touchdown Work Surfaces:

- **Power Towers** support and are located at the end runs of Touch Down work surfaces. They include a Power/USB charging unit in standard Silver Matte Anodized Aluminum, but is also available in optional Black Matte. Units have 2 grounded 15-amp simplex power outlets, 2 -1 amp USB outlets, a blank data port, a 10 cord amp cord and is UL approved. Hardwiring is available as an option.
- **Power Nodes** can be specified in non-end run work surfaces without Power Towers, in standard Silver Matte Anodized Aluminum, but is also available in optional Black Matte. Units have 1 grounded, 15-amp simplex power outlet, 2- 2 amp USB outlets, a 10' cord and are UL approved with Spill-Proof outlets. Not available hardwired. Nodes are always located in the right-hand corner of work surface, (Right Hand as viewed from the seating side) Node wiring is run below the work surface and plugs into the main Power/USB charging unit in the tower.

Power/Charging Option for Tables:

- **Table Top Power Data** is standard Silver Matte Anodized Aluminum, but is also available in optional Black Matte. Unit contains 2-grounded 15-amp simplex power outlets, (1) powered USB Port and a 6' cord. Hardwiring is available as an option. Unit is located in the center of the table.

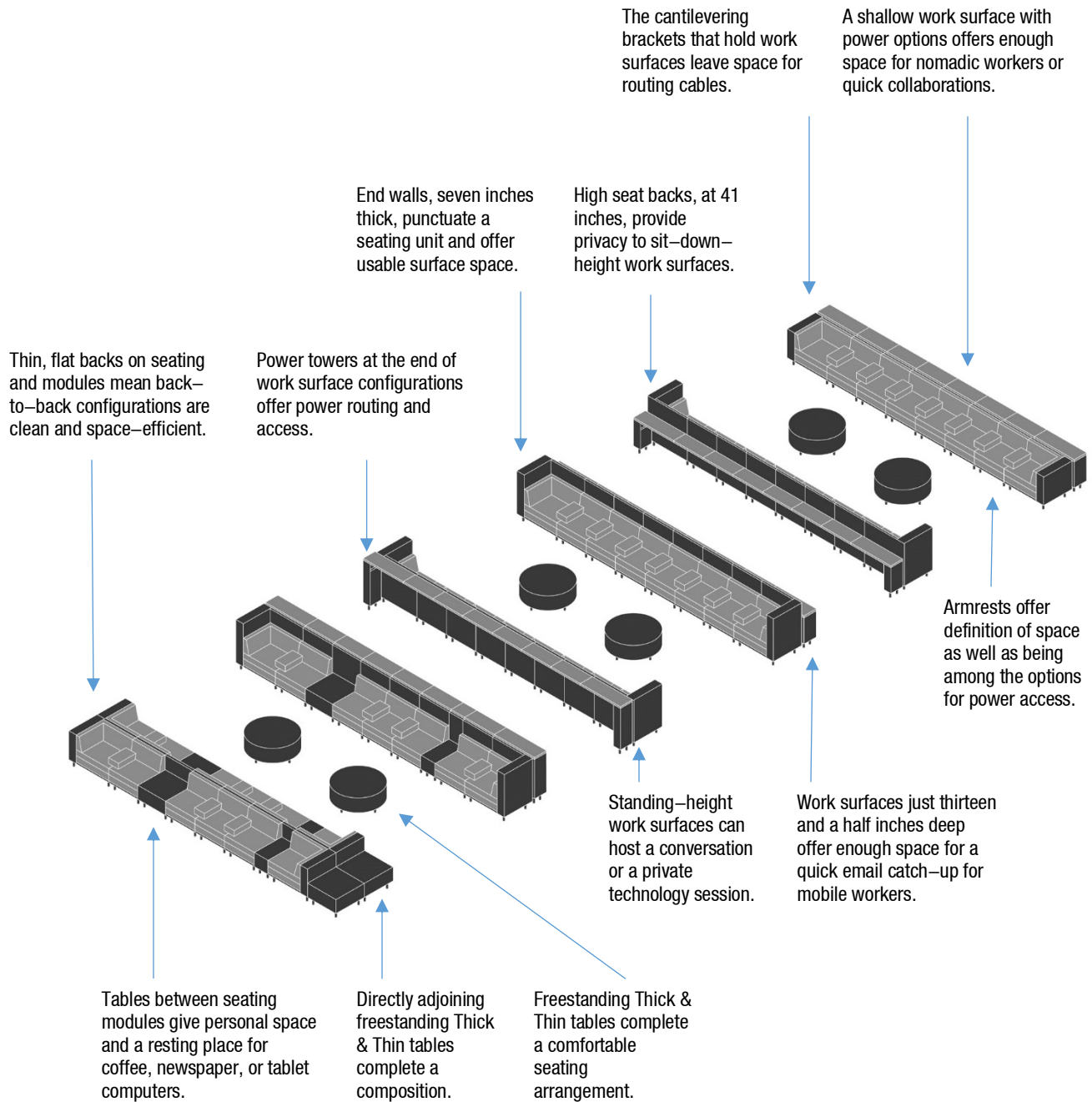
Other Options:

- **Floor Mounted Leg Option.** Seating, Power Towers and table legs can be specified with a round disk base with a countersunk hole for bolting into floor.
- **Metal Bottom Edge Protector Option.** For extra durability an 1/8" thick stainless metal edge protector can be installed around the bottom perimeter of the seating, tables and the Power Towers.
- **Banquette Height Leg Option.** 5"H metal legs and a 17"H seat is standard. For those needing a higher 18"H seat, an optional 6"H leg is available.



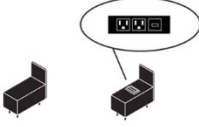
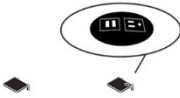



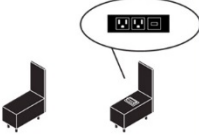

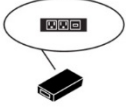


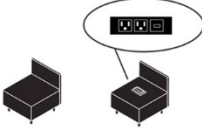
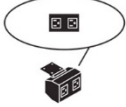


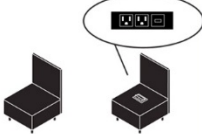



Ganging Mechanisms and Installation Notes

- Each Plug In item will ship with two ganging mechanisms by default.
- Ganging mechanisms, attached laptops, under seat power/data are all installed on site. Assembly instructions are provided.
- All items are shipped with levelers. Items will need to be leveled for the gaps between adjacent walls to be minimized and flush. Items need to be leveled before engaging ganging mechanisms.

Plug In



Plug In

Seating	Touchdown Work Surfaces for Seating	Tables	Touchdown Work Surfaces for Tables	Seating Armrests and Power
 2795	 2830 for Seating 2795 & 2820	 2811 & 2811-PWR	 2835 & 2835-PWR for Tables 2811 & 2813	 2798
 2820	 2832 for Seating 2820	 2813 & 2813-PWR	 2836 & 2836-PWR for Tables 2784 & 2786	 2804
 2796	 2831 for Seating 2796 & 2821	 2784 & 2784-PWR		 2801 Underseat Power
 2821	 2833 for Seating 2821	 2786 & 2786-PWR		
 2797	 2834 & 2834-PWR for Seating 2797 & 2822			
 2822				


Plug In modular seating allows for an infinite ganging of lineal sections with either 29" or 41" wall heights with an optional armrest divider, available with or without power. The power/charging unit is built into the arm and allows users to power their laptops and charge PDAS and mobile phones.


Unique Product Options – Specify:


- Upholstery: COM/COL, Fabric, and Elmo Leather Program
- Walls: Maple veneer is standard. Walnut, White Oak, and Option A Exotic Veneers may be specified at an additional charge. Laminate is also available for the same price as maple.
 - Touchdown: Walls without touchdown work surface mounting is standard. Mounting for a 29"h work surface is also available
 - Finishes: Available in any standard MP finish on Maple, any premium WL finish on Walnut, any premium WO finish on White Oak, or any Option A Exotic species/finish selection. Custom finishes are also available.
 - Top: Wood veneer self-edge tops are standard. Thick end wall tops on 2795 and 2796 are available with a 0.5" Glacier White Solid Surface with an eased edge and matte finish. Upcharges are listed below.
- Metal Legs: 5"H Polished or Satin Stainless Steel legs are standard. Statuary Bronze and Painted Metal are available for an additional charge of \$375 list per item. Polished Brass is optional, add \$1125 list per item. Special 6"H Banquette Height legs may be substituted for no additional charge.


Optional Items:

- Power/Charging: Armrest power units in Silver Matte Anodized Aluminum are standard. Black Matte is also available.
- Floor Mounts: Legs may be specified with a floor mounting disk to bolt into floor for an additional \$150 list per item. Metal finish will match finish on legs.
- Edge Protector: A metal edge protector around the bottom perimeter is available for an additional \$425 list per item. Metal finish will match finish on legs.

Model	Description	Yards			Fabric Grades				Veneer Upcharge		
		Back	Seat	Total	COM	1	2	3	4	Oak/Wal	Opt A
	Plug In End, LSF, 29"H, Thick End & Thin Back	2	2.5	4.5	3355	3755	3941	4127	4384	220	400
	Sq Feet				Leather				Solid Surface Upcharge		
	Dimensions	Back	Seat	Total	COL	S	B			Std	Special
	39"w x 28"d x 29"h	36	45	81	3859	5046	5370			175	250

Model	Description	Yards			Fabric Grades				Veneer Upcharge		
		Back	Seat	Total	COM	1	2	3	4	Oak/Wal	Opt A
	Plug In Center, 29"H, Thin Back	1.5	2	3.5	1924	2236	2380	2524	2724	220	400
	Sq Feet				Leather				Solid Surface Upcharge		
	Dimensions	Back	Seat	Total	COL	S	B			Std	Special
	29"w x 28"d x 29"h	27	36	63	2213	3400	3724			N/A	N/A

Model	Description	Yards			Fabric Grades				Veneer Upcharge		
		Back	Seat	Total	COM	1	2	3	4	Oak/Wal	Opt A
	Plug In End,RSF, 29"H, Thick End & Thin Back	2	2.5	4.5	3355	3755	3941	4127	4384	220	400
	Sq Feet				Leather				Solid Surface Upcharge		
	Dimensions	Back	Seat	Total	COL	S	B			Std	Special
	39"w x 28"d x 29"h	36	45	81	3859	5046	5370			175	250

Model	Description/Dimensions	List
2804 	Powered Plug In Armrest 10"w x 18"d x 5"h	1003

Tables

Designed by Charlie Kane of XLG

Plug In

Two widths of tables at 13 ½"w and 27"w, with back wall heights of 29"h and 41"h are available for use between Plug In seating sections. Tables cannot be used on ends, only between seating. Armrests cannot be used between a table and seating option but rather between the seating sections only. Tables can be ordered with a power unit. Touch Down work surfaces can be attached to the back side of the table units and are available in 29" and 41" heights. Touch Down work surfaces need to be specified as individual items on orders, see additional items in price list.

Unique Product Options – Specify:

- Walls: Maple veneer is standard. Walnut, White Oak, and Option A Exotic Veneers may be specified at an additional charge. Laminate is also available for the same price as maple.
- Wood Finish: Available in any standard MP finish on Maple, any premium WL finish on Walnut, any premium WO finish on White Oak, or any Option A Exotic species/finish selection. Custom finishes are also available.
- Metal Legs: 5"H Polished or Satin Stainless Steel legs are standard. Statuary Bronze and Painted Metal are available for an additional charge of \$375 list per item. Polished Brass is optional, add \$1125 list per item. Special 6"H Banquette Height legs may be substituted for no additional charge.

Optional Items:

- Power/Charging: Power units in Silver Matte Anodized Aluminum are standard. Black Matte is also available.
- Solid Surface: 0.5" Glacier White Solid Surface with an eased edge and matte finish. Upcharges are listed below.
- Floor Mount Legs: Legs may be specified with a floor mounting disk to bolt into floor for an additional \$150 list per item. Metal finish will match finish on legs.
- Edge Protector: A metal edge protector around the bottom perimeter is available for an additional \$425 list per item. Metal finish will match finish on legs.

Model	Description / Dimensions	Description /			Glacier White Solid Surface		Special Color Solid Surface	
		Maple	Oak/Wal	Opt A	Top Cap	Table Top	Top Cap	Table Top
2811	Plug In Table, 13.5"W,	1628	1848	2028	N/A	630	N/A	855
2811-PWR	29"H, Thin Back.	2278	2498	2678	N/A	630	N/A	855



13.5"w x 28"d x 29"h

Model	Description / Dimensions	Description /			Glacier White Solid Surface		Special Color Solid Surface	
		Maple	Oak/Wal	Opt A	Top Cap	Table Top	Top Cap	Table Top
2784	Plug In Table, 27" W,	2128	2348	2528	N/A	630	N/A	855
2784-PWR	29"H, Thin Back	2778	2998	3178	N/A	630	N/A	855



27"w x 28"d x 29"h

Model	Description / Dimensions	Description /			Glacier White Solid Surface		Special Color Solid Surface	
		Maple	Oak/Wal	Opt A	Top Cap	Table Top	Top Cap	Table Top
2813	Plug In Table, 13.5"W,	1796	2016	2196	N/A	840	N/A	1140
2813-PWR	41"H, Thin Back.	2446	2666	2846	N/A	840	N/A	1140



13.5"w x 28"d x 41"h

Model	Description / Dimensions	Description /			Glacier White Solid Surface		Special Color Solid Surface	
		Maple	Oak/Wal	Opt A	Top Cap	Table Top	Top Cap	Table Top
2786	Plug In Table, 27"W,	2363	2583	2763	N/A	630	N/A	855
2786-PWR	41"H, Thin Back	3013	3233	3413	N/A	630	N/A	855



27"w x 28"d x 41"h

Updated: 03/01/2021